


Convert DataBurst Units to Telguard Digital

Alarm communicator conversion kit



Make a seamless transition from analog to digital.

After February 18, 2008, the FCC Sunset Clause will no longer require wireless carriers to support the analog network (AMPS). Telular makes it easy for you to transition analog DataBurst installations to Telguard Digital with the TG-KIT Conversion Kit.

Telguard Digital transmits full data alarm signals over the nationwide GSM digital cellular network when the telephone line has been disrupted, compromised, or if no wireline service is used.

The Telular TG-KIT is designed to convert Telguard DataBurst TG-200 and TG-300 series to UL Listed Telguard Digital technology without replacing the installed metal locking enclosure. The TG-KIT includes the digital circuit board, dipole antennae with 12 feet of cable and universal mounting bracket, and a UL Listed plug-in transformer.

Telguard Digital uses advanced encryption technology for secure communications and maximum dual-band transmitting power for superior in-building penetration.



Residential/VoIP



Commercial



Industrial

**SECURITY
SIGNALING**



LISTED

System Specifications

Alarm communicator conversion kit

Features

- Full Data Reporting
- Automatic Self-Test (Daily, Weekly or Monthly)
- Two programmable supervisory trip outputs
- Alarm format support for Contact ID, SIA2, Pulse (3x1, 4x2 @1400Hz & 2300Hz), Modem IIe & IIIa2, & DMP.
- Telephone Line Monitor built-in

Power

- Transmit power 1.0W-2.0W (maximum allowable)
- Current consumption (104mA standby, 408mA transmit)
- Transformer supplied: 12VAC, 800mA UL Listed plug-in

Radio Transceiver

- Dual Band Cellular and PCS
GSM 850MHz: Class 4 (2 watts)
GSM 1900 MHz: Class 1 (1 watt)
- Antenna 9" dipole with 2dBi gain with 12" of cable and universal mounting bracket.
- FCC Part 15, 22, and 24 compliant

Digital Circuit Board Physical Details

- 4.5"H x 6.97"D
- 3.3 pounds
- Operating Environment: 0C to +50 C
Up to 95% humidity (non-condensing)

DataBurst Models Available for Conversion

- TG-200, TG-200M, TG-300 & TG-300M

Accessories

- **ACD-35** 35 feet of low loss high performance cable
- **ACD-50** 50 feet of low loss high performance cable
- **ACD-100** 100 feet of low loss high performance cable
- **HGD-O** High gain directional antenna
- **LPD-O** Low profile high gain antenna
- **EXD-O** External high gain antenna

UL Listings

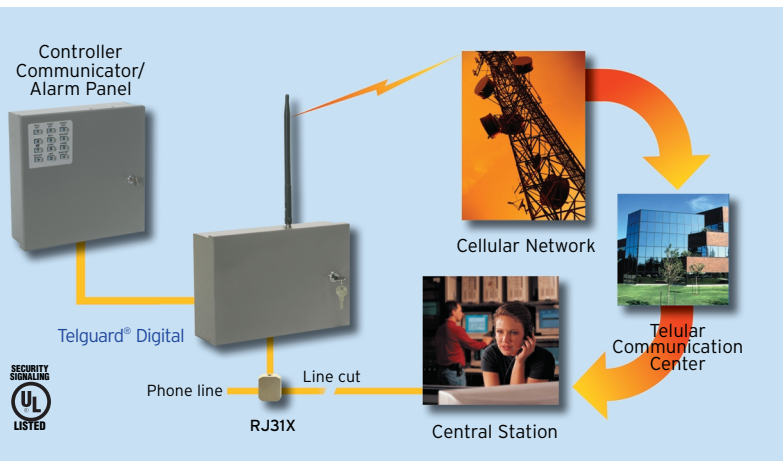
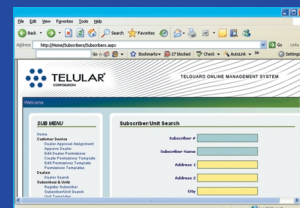
- 985 - Household Fire Warning Systems
- 1023 - Household Burglar Alarm Systems
- 365 - Police Station Connected Burglar Alarm Units & Systems
- 1610 - Central Station Burglar Alarm Units
- 1635 - Digital Alarm Communication Units
- UL Bank, Safe & Vault Listings when used in TG-300 armored enclosure

Easy Hardware Conversion Steps

1. Disconnect power to the DataBurst unit. (AC power transformer and battery).
2. Remove the DataBurst circuit card from the metal enclosure:
 - A. Disconnect wires from terminal block.
 - B. Disconnect the antenna cable.
3. Install the Digital circuit card into the enclosure.
4. Wire terminal.
5. Install the new door label.
6. Connect the new coaxial cable to the new antenna.
7. Change the AC power transformer for the Digital unit and power, following the steps in the Quick Installation Guide supplied.

Telguard Online account management system

Telular makes it easy to make the cellular change with a secure Internet portal that allows security dealers and central stations to quickly and efficiently transition to Telguard Digital based services 24/7. This advanced tool is easy to use, has multi-level user authorization and provides total account management of UL Listed Telguard Databurst and Digital cellular alarm communicators.



Contact your Telular Sales Representative for details
 800-229-2326
 visit www.telguard.com
 email: telguardsales@telular.com

LOSE THE LINE.

KEEP THE CONNECTION