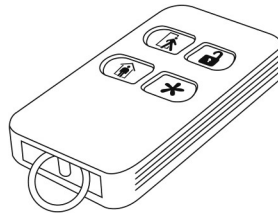


4-Button Key Ring Remote 2GIG-KEY1-345



Operating Instructions

The 2GIG-KEY1-345 is a 4-button key ring remote. The key fob enables you to turn the 2GIG alarm system on and off before entering the home or after exiting. If there is an emergency, you can turn on the siren and automatically call the central monitoring station. If lamp modules have been installed, you can use the key fob to turn all system-controlled lights on or off. The key fob is a lithium coin battery-powered, wireless key fob designed to fit on a keychain, in a pocket, or in a purse. It provides a convenient option for the following system operations:



- Arm the system (doors, windows, and motion sensors)
- Arm the system with no entry delay (if programmed)
- Disarm the system
- Trigger panic alarms
- Turn system-controlled lights on or off
- Open the garage door or other collector output functions (if applicable)

Programming

For more details, refer to your *2GIG Installation & Programming Instructions*. Use the following guidelines to add key fobs to the system:

- Program (learn) the key fobs into the control panel as non-supervised sensors.
- Each learned key fob uses one of the available sensor numbers.

Testing

Refer to the *2GIG Installation & Programming Instructions* on how to initiate panel test mode. Test the key fob by pressing each one of the key fob buttons (see *Figure 1*):

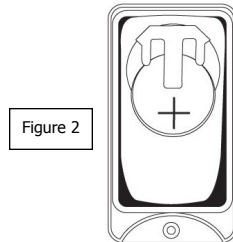
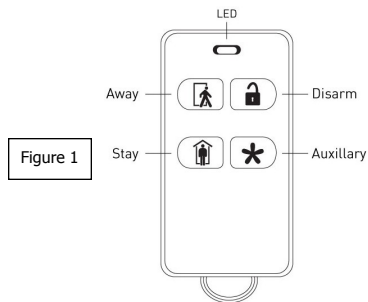
Disarm button. If held for 2 seconds, disarms the control panel. The doors, windows, and motion sensors are disarmed.

Away button. If held for 2 seconds, the control panel arms motion sensors, doors, and windows (away mode).

Stay button. If held for 2 seconds, the control panel arms doors and windows only (stay mode).

Auxiliary button. If programmed, can trigger a pre-selected output (see *Installer's Guide* for details).

Away & Disarm buttons. If programmed, pressing **BOTH** the **AWAY** and **DISARM** buttons at the same time for 5 seconds, will send one of four types of emergency signals: (1) silent panic; (2) audible alarm; (3) silent panic; or (4) fire.



Battery Installation & Replacement

To replace battery, unscrew back and separate the two sides of the device. Use only the recommended replacement batteries (see *Specifications*).

WARNING! The polarity of the battery must be observed, as shown (see *Figure 2*). Improper handling of lithium batteries may result in heat generation, explosion or fire, which may lead to personal injuries. Replace only with the same or equivalent type of battery as recommended by the manufacturer. (see *Specifications*)

Batteries must not be recharged, disassembled or disposed of in fire. Disposal of used batteries must be made in accordance with the waste recovery and recycling regulations in your area.

Keep away from small children. If batteries are swallowed, promptly see a doctor.

California Only: This Perchlorate warning applies only to Manganese Dioxide Lithium cells sold or distributed ONLY in California, USA. Perchlorate Material-special handling may apply. See www.dtsc.ca.gov/hazardouswaste/perchlorate.

Specifications

Wireless Signal Range	600 ft., open air, with 2GIG Wireless Alarm Control Panel
Code Outputs	Arm; Disarm; Panic; Relay Control
Transmitter Frequency	345.000 MHz (crystal controlled)
Transmitter Frequency Tolerance	± 15 kHz
Transmitter Bandwidth	24 kHz
Modulation Type	Amplitude Shift Keying—On/Off Keying (ASK-OOK)
Unique ID Codes	Over one (1) million different code combinations
Peak Field Strength	Typical 40,000 uV/m at 3m
Dimensions (LxWxH)	1.23 x 2.26 x 0.45 in. (3.12 x 5.74 x 1.14 cm)
Weight (including battery)	0.65 oz. (18.4 g)
Housing Material	ABS plastic
Color	Black
Operating Temperature	32° to 120°F (0° to 49°C)
Relative Humidity	5-95% Non-Condensing
Battery (included)	One (1) Panasonic CR2025, 3 VDC, 165 mAh or equivalent Lithium coin battery
Battery Life	5 years
Regulatory Listing(s)	ETL, FCC Part 15, Industry Canada
Warranty*	Two (2) years
Included Accessories	Key ring

FCC COMPLIANCE STATEMENT*

This device complies with FCC Rules and Regulations as Part 15 devices, as well as Industry Canada Rules and Regulations. Operation is subject to the following two conditions:

1. This device may not cause harmful interference.
2. This device must accept any interference received, including interference that may cause undesired operation.

Note: Changes or modifications to the device may void FCC compliance.

FCC ID: WDQ-KEY1345

Industry Canada ID: 7794A-KEY1345

*For more warranty and compliance information, visit our website (www.2gig.com).



Technical Support:
1-866-670-1591
www.2gig.com
06/10/09
©2009